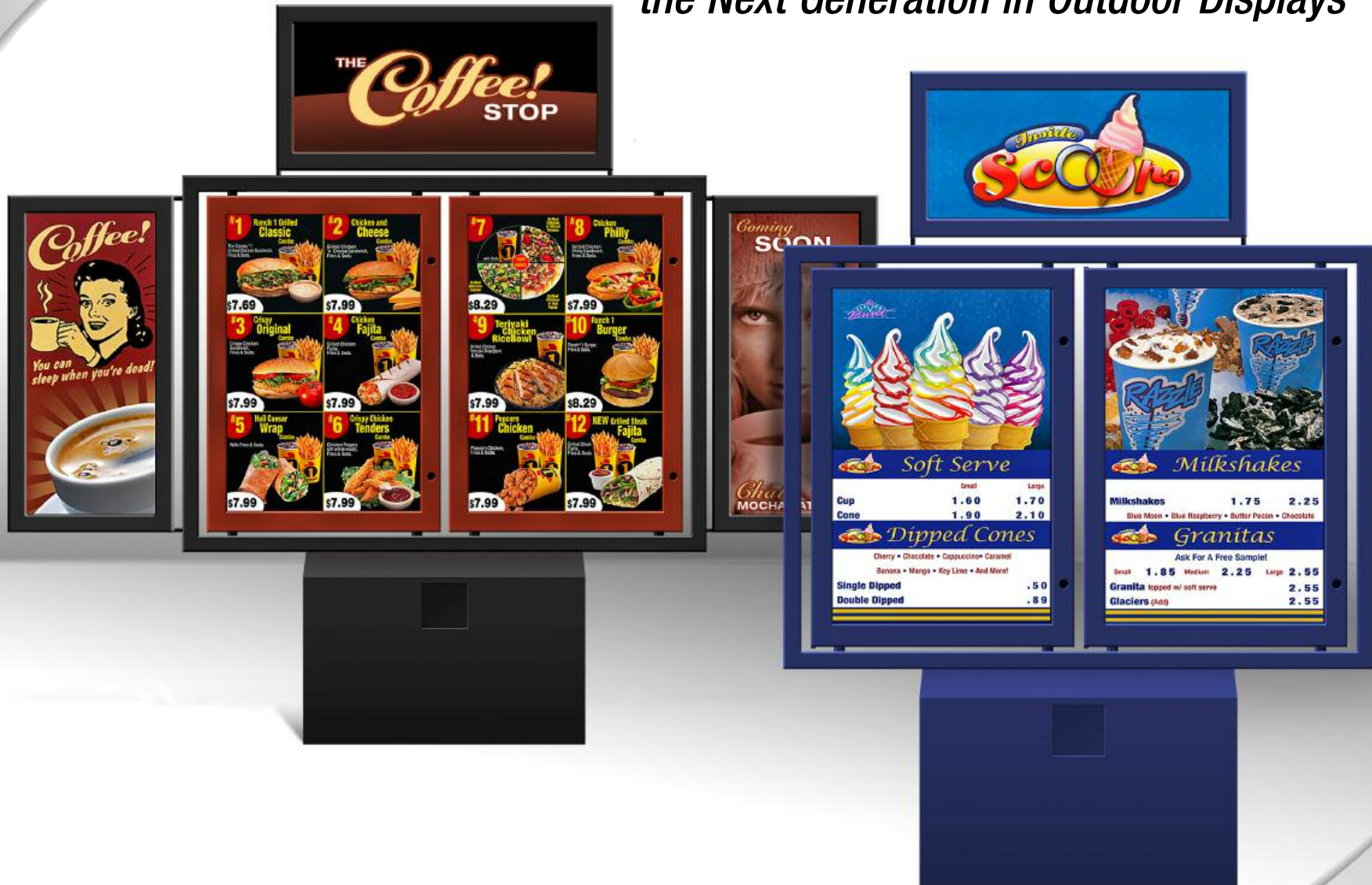



Introducing

# DESIGNVIEW™

the Next Generation in Outdoor Displays



# THE DESIGNVIEW ADVANTAGE



**IDS Menus introduces the DesignView™** outdoor display system! Durable stainless steel construction, multiple color options, thousands of stunning food graphics to choose from... these are just a few of the many great features the DesignView has to offer. If you're looking for an attractive, worry-free Drive-Thru, guaranteed to increase sales and speed up transaction times, DesignView is the only way to go!

**Quality** Made from industrial-quality 18" steel.

**Designed Just For You** Customized layouts, combo graphics and toppers available upon request.

**Easy-To-Update** Patented swivel carrier system with slide-in graphics makes updating your menu a breeze.

**Faster Throughput** Customized designs highlighting combos and best-sellers help customers order quickly and easily.

**Telecom Equipped** The DesignView comes equipped to accommodate multiple telecom systems, including Panasonic and HME.

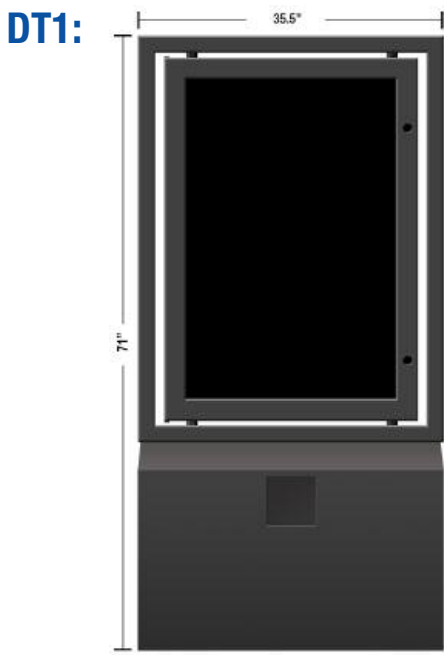
**Dynamic Illumination** Powerful surround lighting brings food graphics and menu designs to life.

**Multiple Color Options** Powder coated with a wide variety of colors to choose from and no additional custom color charge.

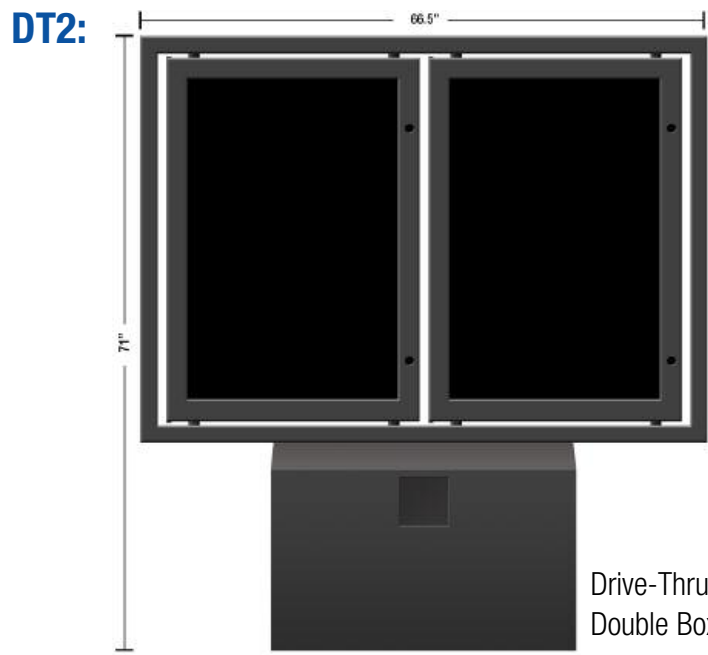
**Multiple Size Options** The DesignView™ comes in three sizes, with optional wings and toppers.

**Free-Standing or Wall-Mounted** Versatile design doubles as a wall-mounted "walk-up" display.

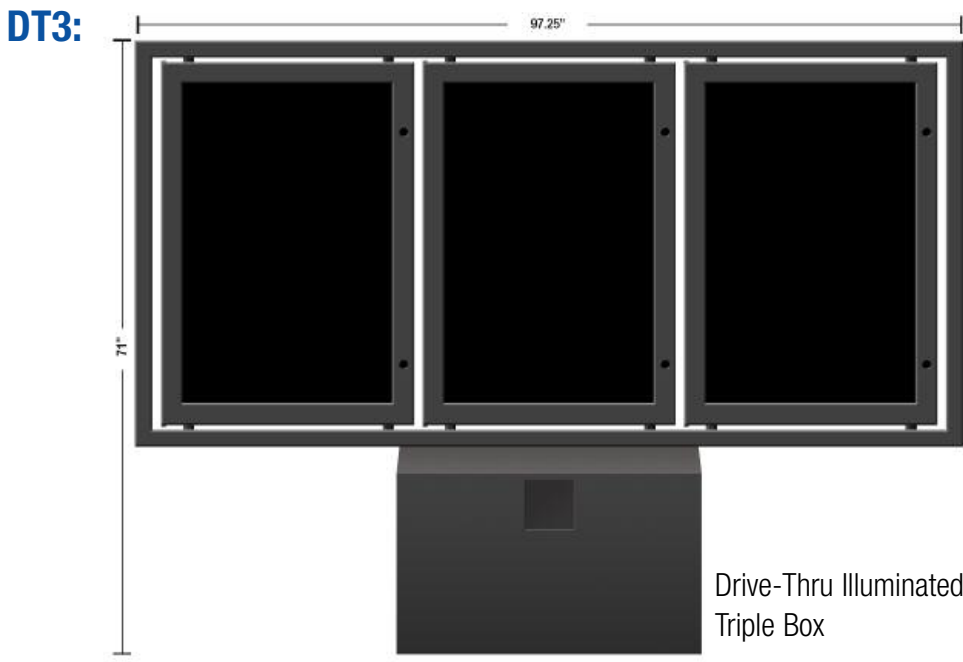
# DRIVE-THRU



Drive-Thru Illuminated  
Single Box



Drive-Thru Illuminated  
Double Box

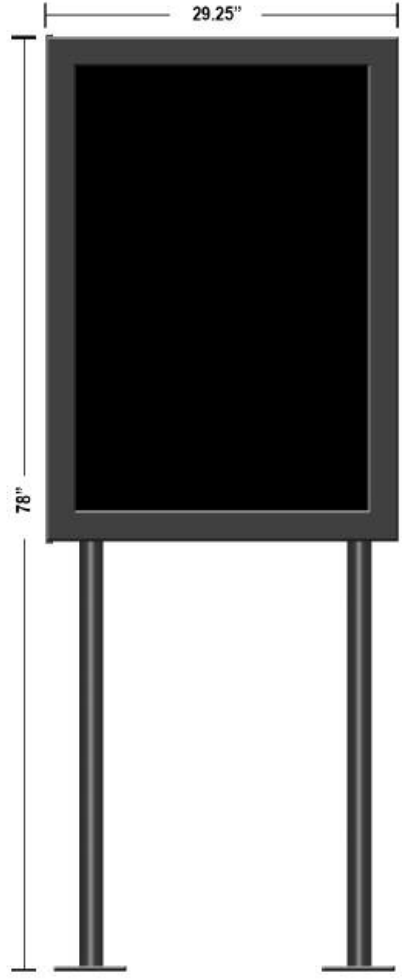


Drive-Thru Illuminated  
Triple Box

# PRE-SELLS

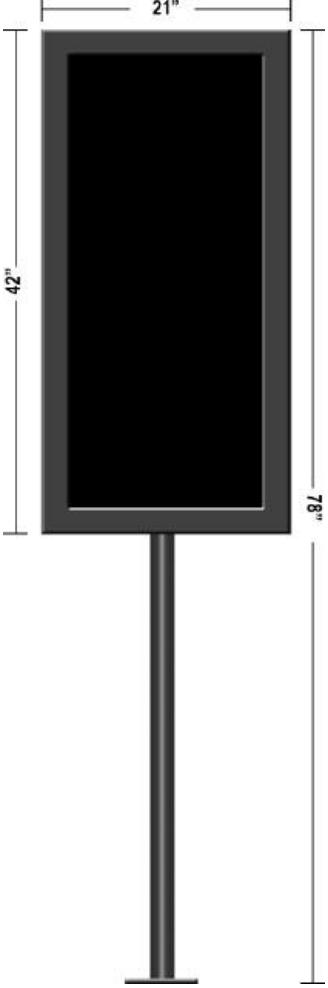
# WALK-UPS

**EPSLB:**




Exterior Pre-Sell (Illuminated)  
with Two Leg Set

**EAPS:**



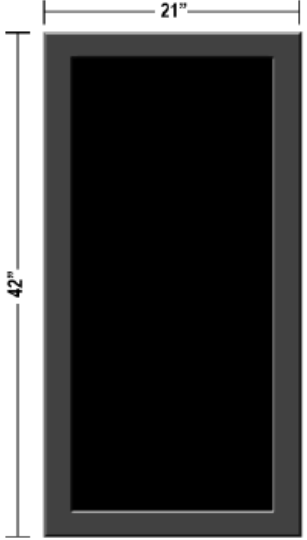
Exterior Pre-Sell 'A' (Illuminated)  
with One Leg

**EWMLB:**



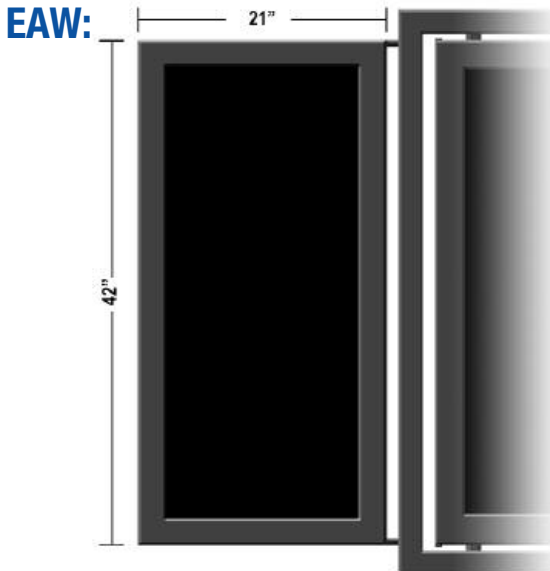
Exterior Wall Mount Walk-Up (Illuminated)  
with 'Z' Bracket for Mounting

**EAWU:**




Exterior Walk-Up Size 'A' (Illuminated)  
Wall Mounted

# DRIVE-THRU ADD-ON WINGS & TOPPERS

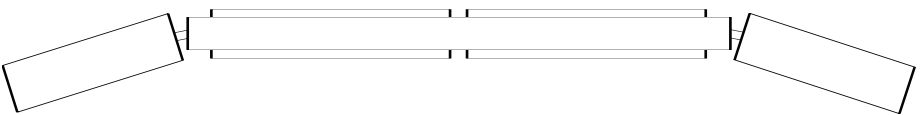


Exterior Wing Size 'A' (Illuminated) with Brackets

Side View with Topper:



Top View with Wings:



EAWT:



Exterior "Topper" (Illuminated) for DT3 with Bracket Set